

# Stage 1

By Bdoc 1/14/12

**Pistols:** 5 rounds each with hammers resting on empty chambers, and holstered  
**1911's:** 5 rounds in each magazine. **One magazine in pistol with NO rounds chambered and hammer dropped fully forward and holstered. The other loaded magazine(s) carried on your person.**

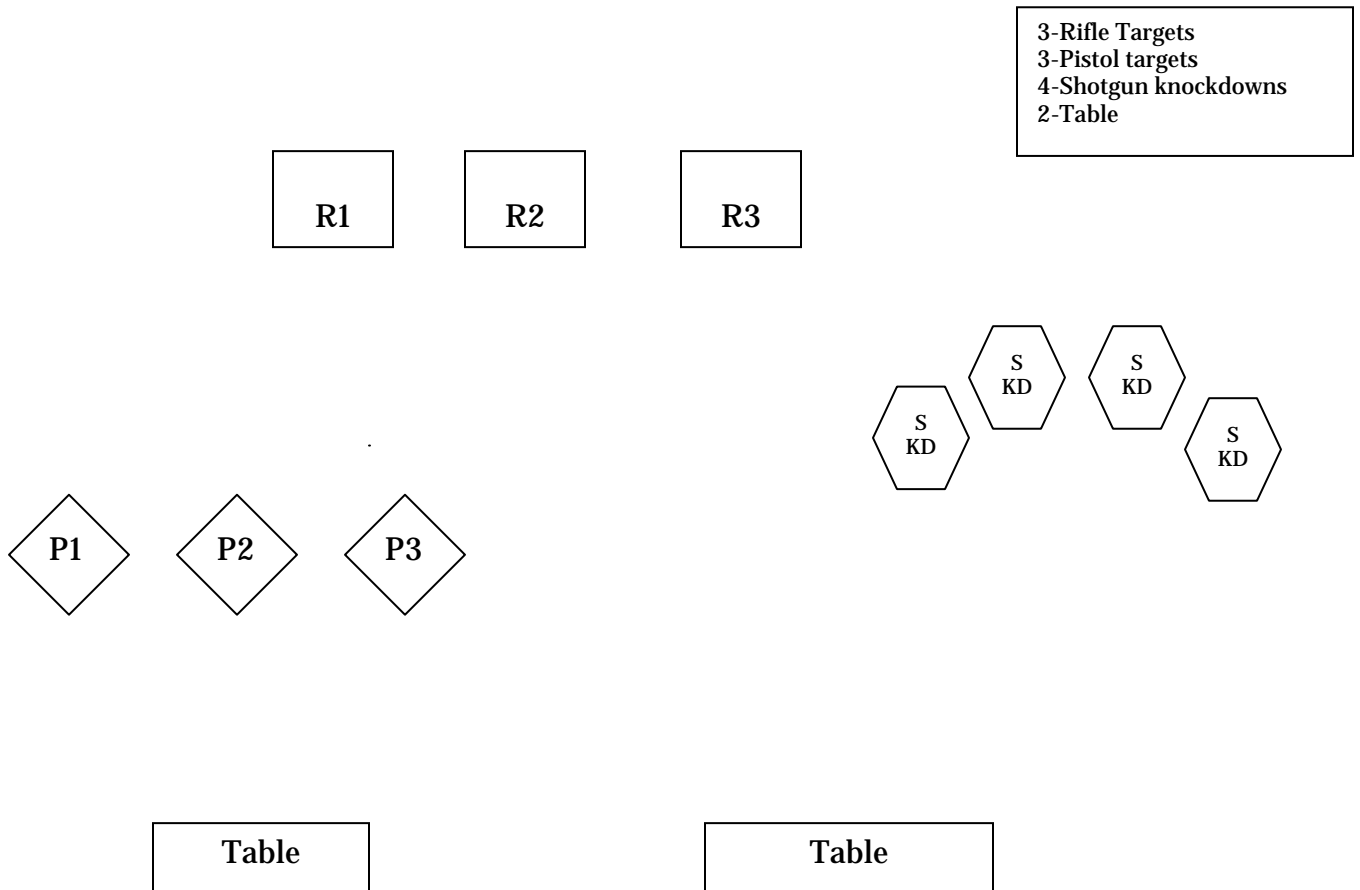
**Rifle:** 10 rounds with hammer down on empty chamber staged on right table.

**Shotgun:** Staged on right table with action open and empty with 4+ rounds on your person

**WB: Pump loaded with 4 rounds in the tube...no rounds chambered and action closed.** Hammered Pumps must have hammer down on empty chamber.

**BTB:** Standing at behind the right table.

**ATB:** Shooter will engage rifle targets in 2 sweeps of 2 sweeps of R1, R3, R1, R3, R2. Place rifle on table. Pick up shotgun and engage knockdowns in any order until down. Make sure to place both long guns in a safe manner (pointed into right berm) before moving on to the pistols. Move to the left table and engage pistol targets in 2 sweeps of P1, P3, P1, P3, P2. Reholster pistols. 1911s staged on table.



# Stage 2

By: Bdoc 1/14/12

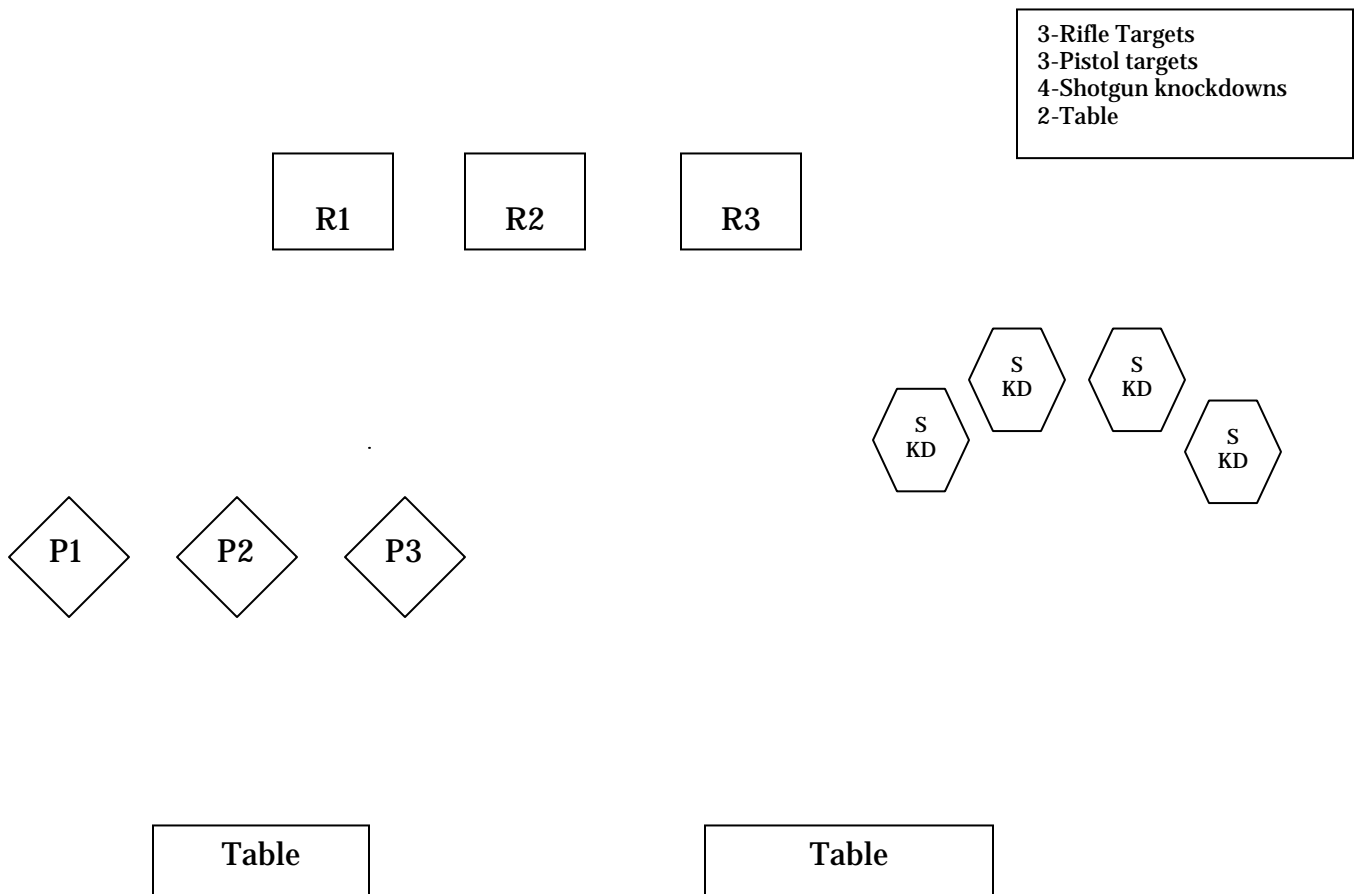
**Pistols:** 5 rounds each with hammers resting on empty chambers, and holstered  
**1911's:** 5 rounds in each magazine. One magazine in pistol with NO rounds chambered and hammer dropped fully forward and holstered. The other loaded magazine(s) carried on your person.

**Rifle:** 10 rounds with hammer down on empty chamber, staged on left table

**Shotgun:** Staged on right table with action open and empty with 4+ rounds on your person  
**WB: Pump loaded with 4 rounds in the tube...no rounds chambered and action closed.** Hammered Pumps must have hammer down on empty chamber. Additional rounds on person.

BTB: Shooter will start behind left table with hands on hat.

ATB: Shooter will draw pistol(s) and engage pistol targets in two separate left to right Nevada Sweeps (P1,P2,P3,P2,P1). Reholster pistols. 1911's re-stage on table. Pick up the rifle and engage rifle targets in two separate Nevada Sweeps (R1,R2,R3,R2,R1). Make rifle safe. Move to shotgun and engage knockdowns until down.



# Stage 3

By Bdoc 1/14/12

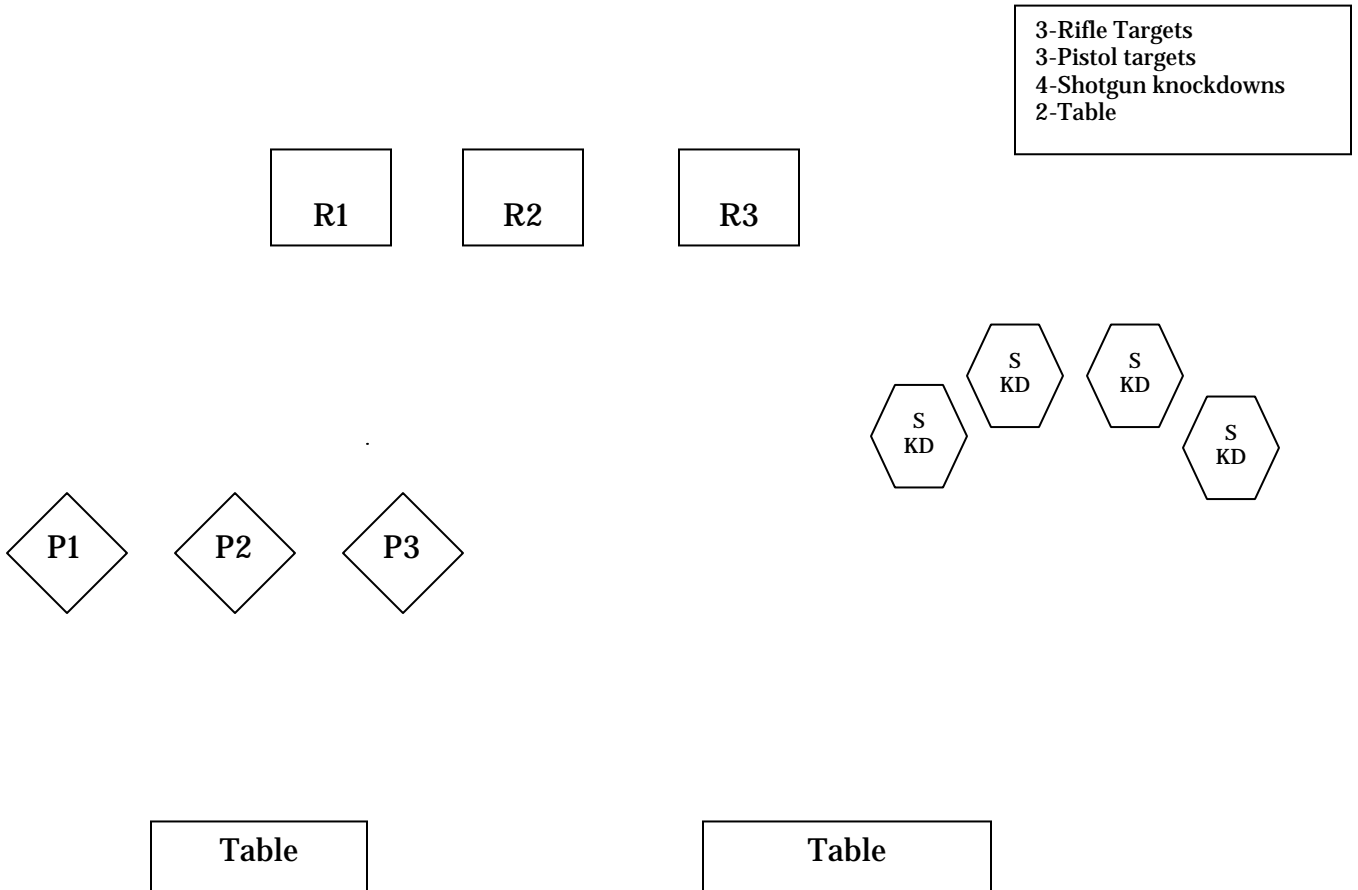
**Pistols:** 5 rounds each with hammers resting on empty chambers, and holstered  
**1911's:** 5 rounds in each magazine. **One magazine in pistol with NO rounds chambered and hammer dropped fully forward and holstered. The other loaded magazine(s) carried on your person.**

**Rifle:** 10 rounds with hammer down on empty chamber, held port arms.

**Shotgun:** 4+ rounds and staged on right table. **WB: Pump loaded with 4 rounds in the tube...no rounds chambered and action closed.** Hammered Pumps must have hammer down on empty chamber.

**BTB:** Standing behind left table with rifle at port arms.

**ATB:** Engage the rifle targets in a triple tap starting on the left. With the 10<sup>th</sup> round engage the middle target. Place rifle on table, and engage pistol targets in a triple tap starting on the left. Engage the 10<sup>th</sup> round on the middle target. Reholster pistols (1911's re-stage on table) and move to the staged shotgun and engage shotgun knockdowns in any order until down.



# Stage 4

By Bdoc 1/14/12

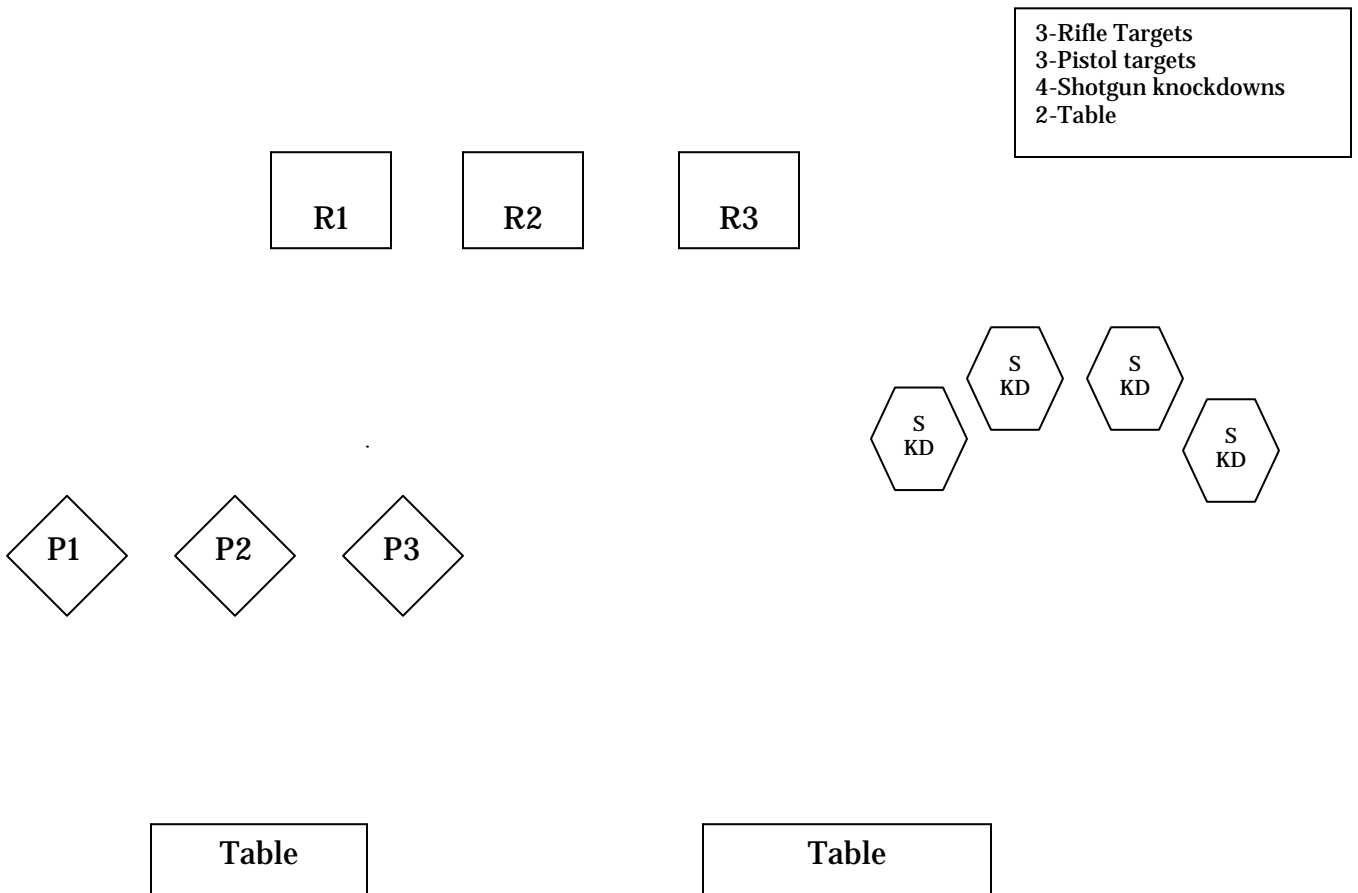
**Pistols:** 5 rounds each with hammers resting on empty chambers, and holstered  
**1911's:** 5 rounds in each magazine. **One magazine in pistol with NO rounds chambered and hammer dropped fully forward and holstered. The other loaded magazine(s) carried on your person.**

**Rifle:** 10 rounds with hammer down on empty chamber staged on right table.

**Shotgun:** 4+ rounds and staged on right table. **WB: Pump loaded with 4 rounds in the tube...no rounds chambered and action closed.** Hammered Pumps must have hammer down on empty chamber.

**BTB:** Standing between tables with hands on pistol butts.

**ATB:** Move to the left table and draw pistols and engage pistol targets in two sweeps of (P1, P1, P2, P3, P3). Reholster pistols. Move to the right table and pick up rifle. Engage rifle targets in the same manner as the pistols (R1, R1, R2, R3, R3). Make rifle safe pick up shotgun and engage shotgun targets any order until down.



# Stage 5

By: Bdoc 1/14/12

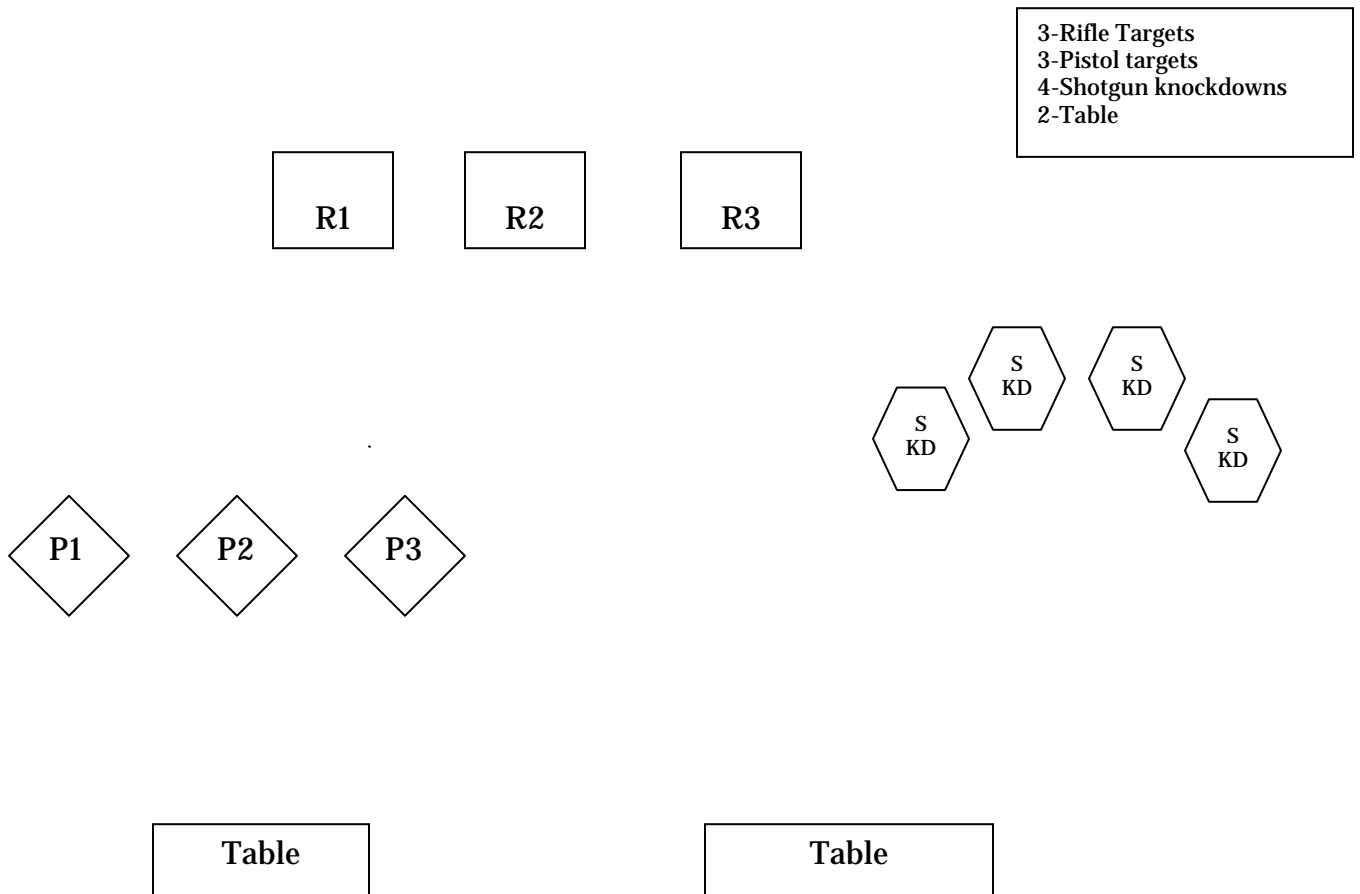
**Pistols:** 5 rounds each with hammers resting on empty chambers, and holstered  
**1911's:** 5 rounds in each magazine. One magazine in pistol with NO rounds chambered and hammer dropped fully forward and holstered. The other loaded magazine(s) carried on your person.

**Rifle:** 10 rounds with hammer down on empty chamber, staged on left table

**Shotgun:** Staged on left table with action open and empty with 4+ rounds on your person  
**WB: Pump loaded with 4 rounds in the tube...no rounds chambered and action closed.** Hammered Pumps must have hammer down on empty chamber. Additional rounds on person.

BTB: Shooter will start behind left table with hands on table.

ATB: Shooter will pick up rifle and engage rifle targets in a double tap Nevada sweep (R1, R1, R2, R2, R3, R3, R2, R2, R1, R1). Restage rifle and draw pistol(s) and engage pistol targets in a double tap Nevada sweep (P1, P1, P2, P2, P3, P3, P2, P2, P1, P1). Reholster pistols. 1911's re-stage on table. Pick up the shotgun and move to the right table (shotgun pointed downrange) and engage knockdowns from left to right.



# Stage 6

By: Bdoc 1/14/12

**Pistols:** 5 rounds each with hammers resting on empty chambers, and holstered  
**1911's:** 5 rounds in each magazine. One magazine in pistol with NO rounds chambered and hammer dropped fully forward and holstered. The other loaded magazine(s) carried on your person.

**Rifle:** 10 rounds with hammer down on empty chamber, staged on right table

**Shotgun:** Staged on right table with action open and empty with 4+ rounds on your person  
**WB: Pump loaded with 4 rounds in the tube...no rounds chambered and action closed.** Hammered Pumps must have hammer down on empty chamber. Additional rounds on person.

BTB: Shooter will start behind right table with hands on hips.

ATB: Pick up the shotgun and engage knockdowns in the following order (S1, S4, S2, S3). Restage shotgun. Pick up pick up rifle and engage rifle targets in a Big Fred sweep (R1, R3, R2, R3, R3) and then repeat. Restage rifle and move to the left table. Draw pistol(s) and engage pistol targets in a Big Fred sweep (P1, P3, P2, P3, P3) and then repeat. Reholster pistols. 1911's re-stage on table.

