

Stage 1

Keepin Warm

By Mariah Kid 11/14/09

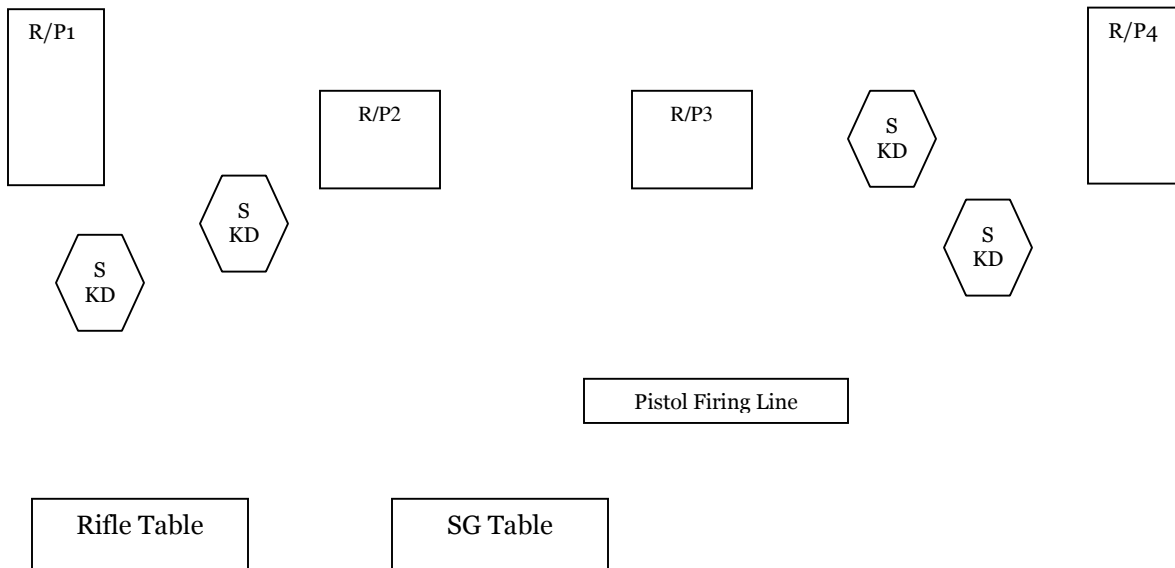
Winter's here, and keeping warm is a top priority. To keep warm you need firewood, and to keep firewood you need to dispense of the thieving Burritos. The Burritos have been on the lamb since their last ass whoopin by the Amigos, but the cold is making them desperate (not brave) enough to steal your stash of wood and risk getting it again. While relaxing in front of a blazing fire, the Burrito's attack from all directions.

Pistols: 5 rounds each with hammers resting on empty chambers, and holstered

Rifle: 10 rounds with hammer down on empty chamber and staged on left table

Shotgun: Staged on middle table with action open and empty with 4+ rounds on your person

Shooter will start directly behind campfire while holding a piece of firewood. BTB, the shooter will say: "DIE YOU THIEVING BURRITOS!" to indicate ready. ATB, throw the piece of firewood in the fire then move to staged rifle to engage rifle targets in the following order: R/P1-R/P1-R/P1-R/P2-R/P2-R/P3-R/P3-R/P4-R/P4-R/P4. Place safe rifle on table, muzzle pointing to the left berm, then proceed to staged shotgun to engage knockdowns in any order until down. Place safe shotgun on table with muzzle pointing to the left berm, then proceed to pistol firing line to engage targets in the same manner as rifle. **When stage is completed, and if firewood didn't go in fire, place it in the fire to keep it going.**



Stage 2

Just Plain Bored!

By Mariah Kid 11/14/09

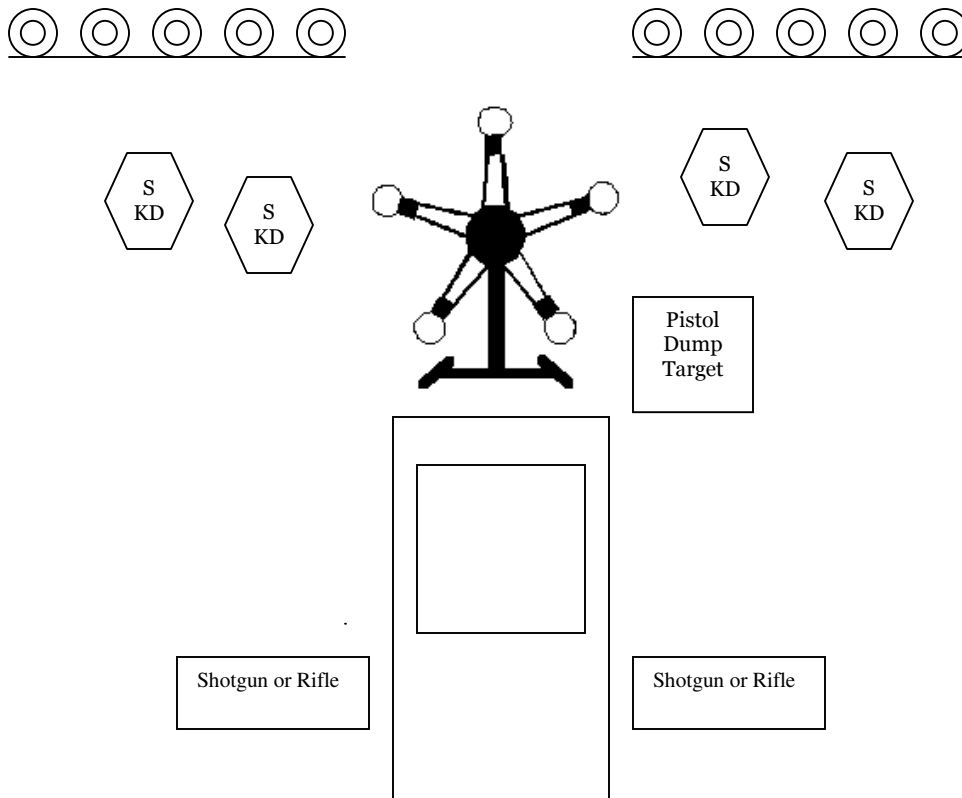
Shootin season is over and John EB Rawton is just plain bored. The only remedy for LOS (Lack of Shootin) is shootin. The snow is too high so John can't go out, but his practice targets are still up, and there's a window in the cabin that provides a perfect view of the targets. John's Wife, Lizzie, isn't happy about his plans to make her cabin a shootin gallery, but he's bored, and when he's bored he's Rawton, so she agrees to let him take his medicine for his case of LOS.

Pistols: 5 rounds each with hammers resting on empty chambers, and holstered

Rifle: 10 rounds with hammer down on empty chamber and staged on either table

Shotgun: Staged on either table with action open and empty with 4+ rounds on your person

Shooter will start behind window with closed shutters. Hands can be anywhere but touching any part of the shutters. BTB, shooter will say: "Honey I'm Bored" to indicate ready. ATB, shooter can choose to engage rifle, pistol or shotgun targets, and all targets must be engaged through the window. **The rifle cannot be the last gun chosen or a 10 second penalty will be assessed.** Rifle targets are the knockdowns on the racks. Plates must fall to be considered a hit. There is no shooting order, and misses can be made up with rifle reloads. The pistol target is the Texas Star, and unfired rounds are to engage the dump target. Missed dump target are scored as a miss. Shotgun knockdowns are engaged in any order until down.



Stage 3

Makin the Wish List

By Mariah Kid 11/14/09

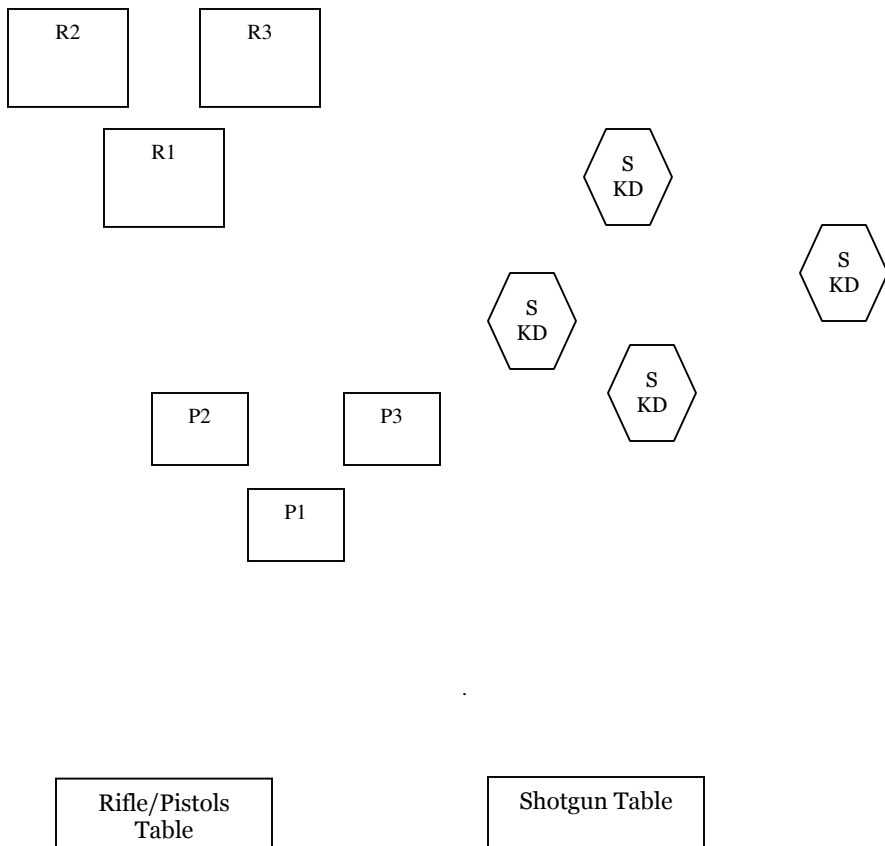
Since Al Gore hasn't been born to invent the Internet, the only way to get your reloading supplies is by mail order. While browsing the catalog to make your wish list, a group of Primer Thieves bust in to your cabin in hopes of spoiling your 2010 shootin season by stealing your ammo and reloading supplies. It's a tough decision...reloading supplies or a gunfight???

Pistols: 5 rounds each with hammers resting on empty chambers, and holstered

Rifle: 10 rounds with hammer down on empty chamber and staged on left table

Shotgun: Staged on left table with action open and empty with 4+ rounds on your person

Shooter will start standing behind left table while holding open catalog in hands. BTB, shooter will say: "ya ain't getting my supplies" to indicate ready. ATB, CLOSE the catalog and place on table, then pick up rifle or draw pistols (Shooters choice) to engage rifle targets with rifle or pistol targets with pistols in the following order: 1-2-3-1-2-1-3-2-1-3. Place safe rifle on table, or reholster pistols and engage appropriate targets with rifle or pistols. Pick up shotgun and move to firing line to engage knockdowns in any order until down.



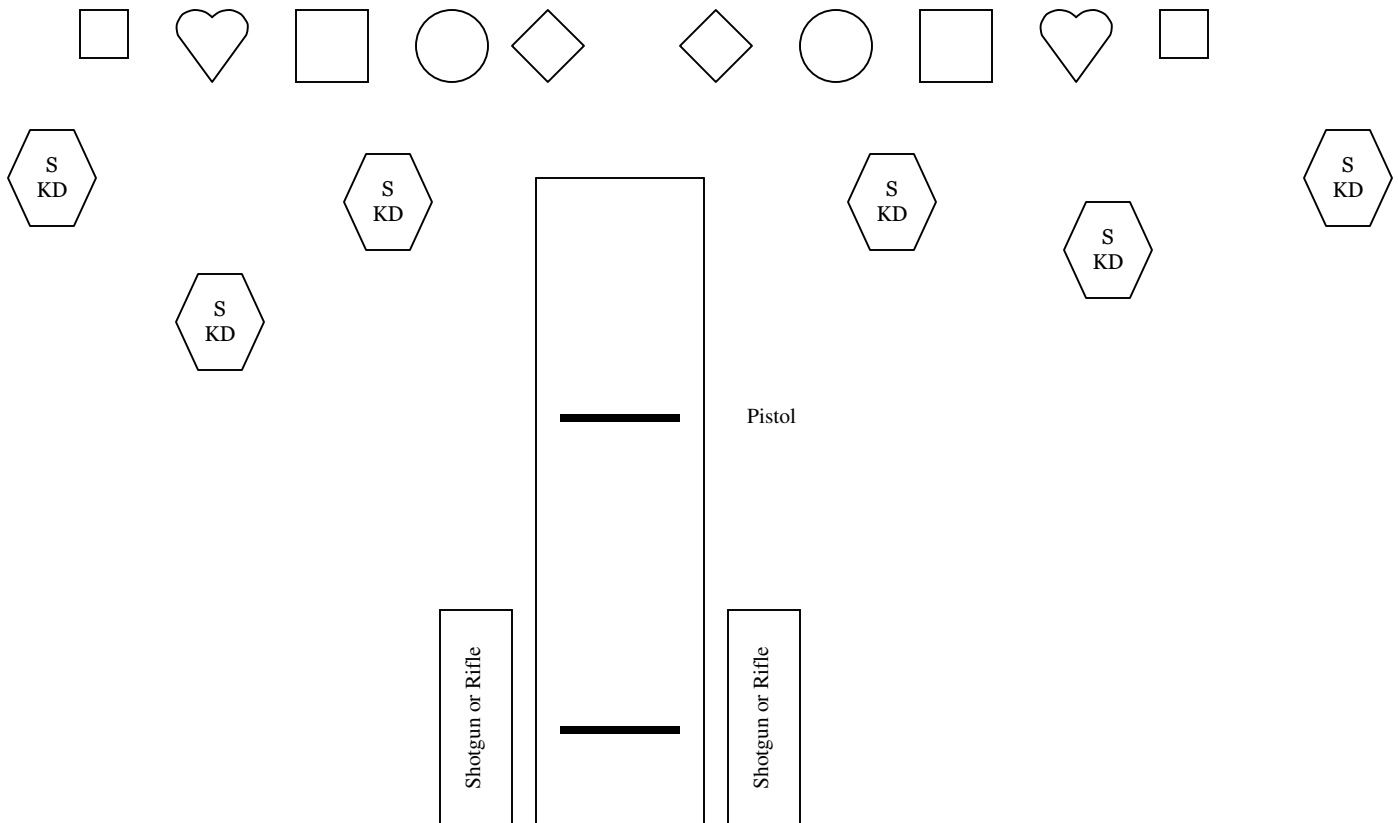
Stage 4 Makin Music

By Mariah Kid 11/14/09

Dirt Slider is bored and ain't got nothing to do so he wants to be entertained by his lovely bride Dusty. Dusty asks Dirt: "how would you like me to entertain you Big Fella?" and Dirt responds with: "music...I just want you to play some music." MUSIC!...I'll give you music, Dusty exclaims, then she pulls out her instruments...instruments with triggers, not strings. Dusty invites Dirt to the kitchen for a private recital, where the music will be made from lead hitting the pots, pans, and skillet. When the music is over Dusty says: "I hope you can plug up the holes before you make supper...yep, you heard me...make supper Big Fella."

Pistols: 5 rounds each with hammers resting on empty chambers, and holstered
 Rifle: 10 rounds with hammer down on empty chamber and staged on either table
 Shotgun: Staged on either table with action open and empty with 6+ rounds on your person

Shooter will start facing down range, between tables and standing on asphalt walkway. BTB, shooter will say: "I'll give you music Big Fella!" to indicate ready. ATB, shooter will pick up rifle and make music by engaging each target with one round each in any order. Place safe rifle on either table, making sure muzzle is pointed in a safe direction. Pick up shotgun to engage knockdowns in any order until down. Place safe shotgun on either table, making sure muzzle is pointed in a safe direction, then proceed to pistol firing line to engage targets in the same manner as rifle.



Stage 5
Hunting for Vittles
By Mariah Kid 11/14/09

Winter is here and soon the Buffalo will be long gone in search of their own vittles. You need to stock up on vittles for the hard winter months ahead. While keeping warm at your hunting camp, through the window you spot a herd of Buffalo moving at fast pace. Missing isn't an option!

Pistols: 5 rounds each with hammers resting on empty chambers, and holstered

Rifle: 10 rounds with hammer down on empty chamber and staged on either table

Shotgun: Staged on either table with action open and empty with 4+ rounds on your person

Shooter will start standing behind stove while rubbing hands together over the stove to keep them warm. BTB, shooter will say: "I hope I don't miss" to indicate ready. ATB, draw pistols and engage the targets in the following manner: 1st shot downrange at the rear berm...do not hit a target. With remaining rounds, engage the 3 nearest Buffalo with 3 rounds each, and in any order. Reholster pistols, pick up rifle and shoot the same sequence as pistols, but further targets. Place safe rifle on table, then pick up shotgun to engage knockdowns in any order until down.

