

# Stage 1 Buffalo Hunt

By Bdoc 9/12/09

A few days into the trip your wagon train runs into a great heard of buffalo. Imagining a nights of wonderful dinners, you ride out with a few others and begin the hunt!



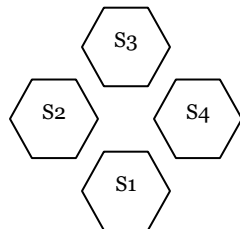
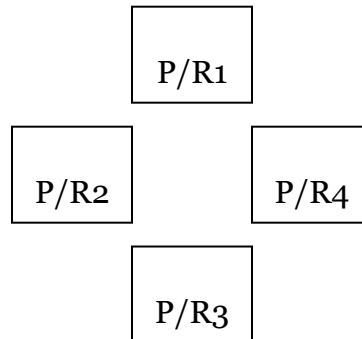
Pistols – 5 Rounds each and holstered on horse

Rifle – 10 Rounds and staged on right table/spool

Shotgun – Staged on left table/spool with 4+ rounds on your person

Shooter will start on horse with hands on hips. BTB shooter will say “We’re eatin’ good tonight!” to indicate ready. ATB draw pistols and engage pistol targets in the following order (P1, P2, P3, P4, P1, P1, P4, P3, P2, P1). Reholster pistols on horse. Dismount horse on the left side and move to rifle. Engage rifle targets in the same order as the pistol (R1, R2, R3, R4, R1, R1, R4, R3, R2, R1). Make rifle safe and engage shotgun knockdowns any order until down.

4-Rifle/Pistol Targets  
4-Shotgun Knockdowns  
1-Tables/Spools  
1-One Horse



## Stage 2 Shooting Stars

By: Bdoc 9/12/09

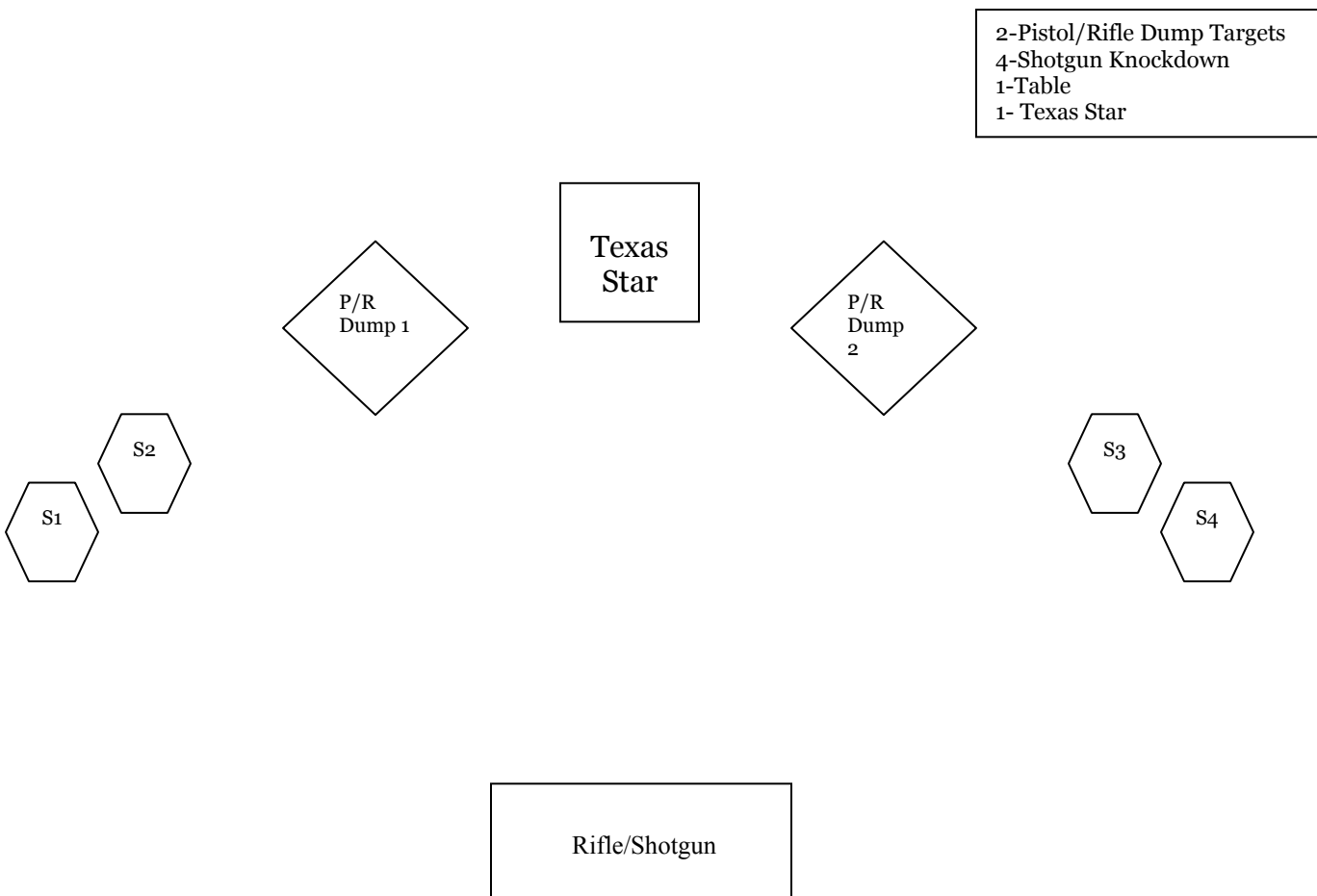
After a long hard day on the trail, with the camp set up and the campfire going, you kick back to enjoy a beautiful clear night. Shooting stars and all!

Pistols – 5 Rounds each and holstered on person

Rifle – 10 Rounds and staged on left table

Shotgun – Staged on right table with 4+ rounds on your person

Shooter will start behind table with hands flat on the table. BTB shooter will say “What a beautiful night to be shootin’ stars!” to indicate ready. ATB shooter will draw pistols and engage the Texas Star and the two dump targets (TS, D1. TS. D2, TS, D1, TS, D2, etc). Continue until all plates are off the Star. Once all plates are off continue alternating pistols/rifle between the two dump targets. Make rifle safe. Engage shotgun targets in any order until down.



# Stage 3 Are you Serious?

By Bdoc 9/12/09

Nearing the end of a seeming endless day on the trail, you run across a group of Indians who plan on making this your last day.

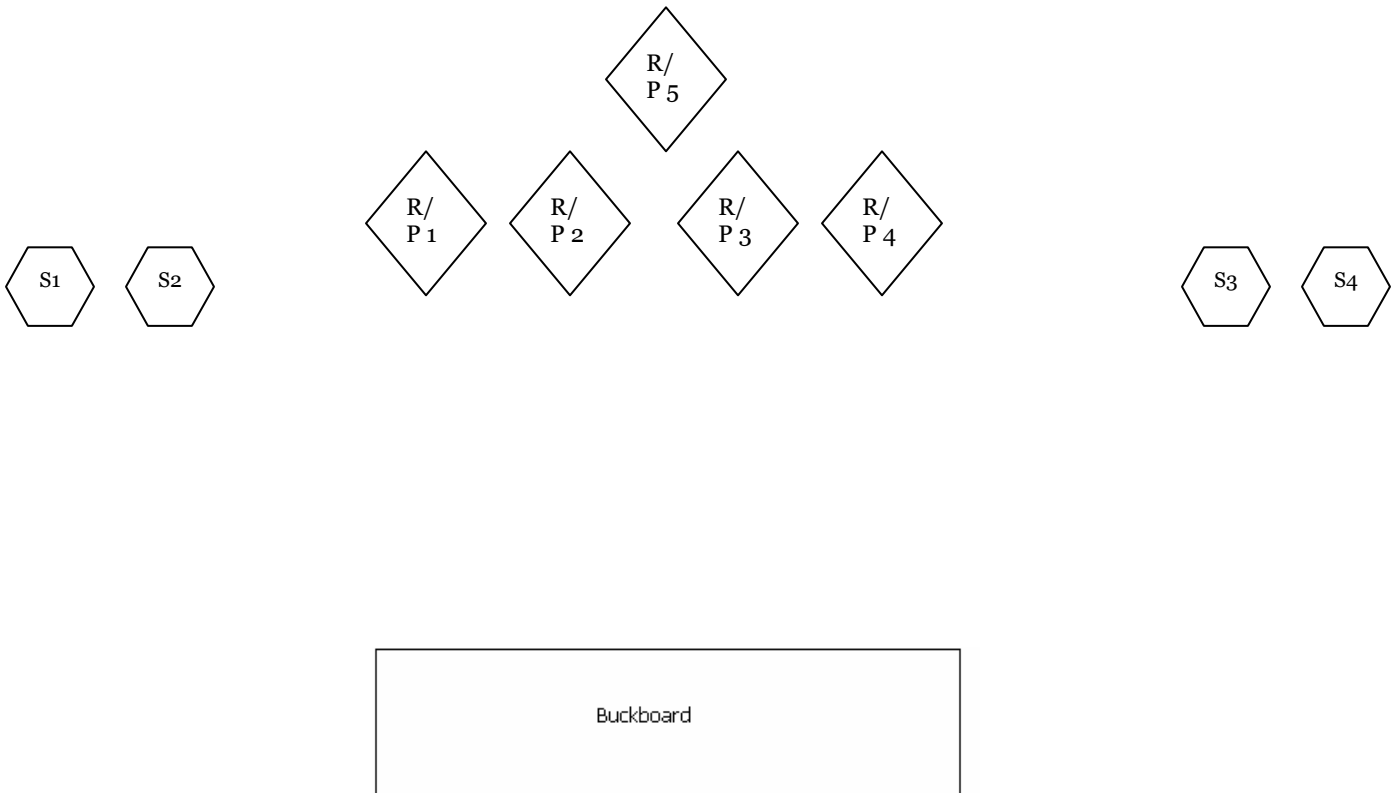
Pistols – 5 Rounds each and staged on buckboard

Rifle – 10 Rounds and staged on buckboard/rifle at port arms

Shotgun – Staged on buckboard with 4+ rounds on your person

Shooter will start sitting on the buckboard with rifle at port arms. BTB shooter will say “What the?!?” to indicate ready. ATB engage rifle targets in two sweeps of (R1, R3, R2, R4, R5). Make rifle safe. Engage pistols targets in the same order as the rifle. Place pistols back on the buckboard. Engage shotgun knockdowns in any order until down.

5-Pistol/Rifle Targets  
4-Shotgun Knockdowns  
1-One Buckboard



# Stage 4 Love/Hate Relationship

By: Bdoc 8/12/09

Your beloved dog has made the long journey with you to no pleasure of the trail boss. During a break your dog decides to relieve himself on the trail boss's wagon wheel. Now all hell is breaking loose!!

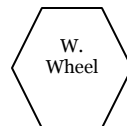

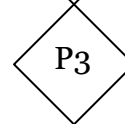
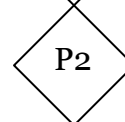
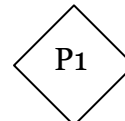
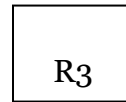
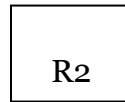
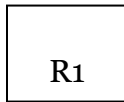
Pistols – 5 Rounds each and holstered on person

Rifle – 10 Rounds and staged on Table

Shotgun – Staged on spool with 2+ rounds on your person

Shooter will start standing behind the table with hands on pistols. BTB shooter will “clean the wagon wheel” and then chose his/her side and say: “Leave my dog/wagon alone!” ATB shooter will draw pistols and engage pistol targets two sweeps of (P1-P3-P2-P3-P3). P1 is the top target. Reholster pistols. Pick up rifle and engage rifle targets in two sweeps of (R1-R3-R2-R3-R3). Make rifle safe. Move to the spool to engage two shotgun knockdowns in any order.

- 3-Rifle Targets
- 3-PistolTargets
- 2-Shotgun Knockdowns
- 1-Carpeted Table
- 1- Spool
- 1 – Wagon Wheel
- 1 – Bottle of yellow water



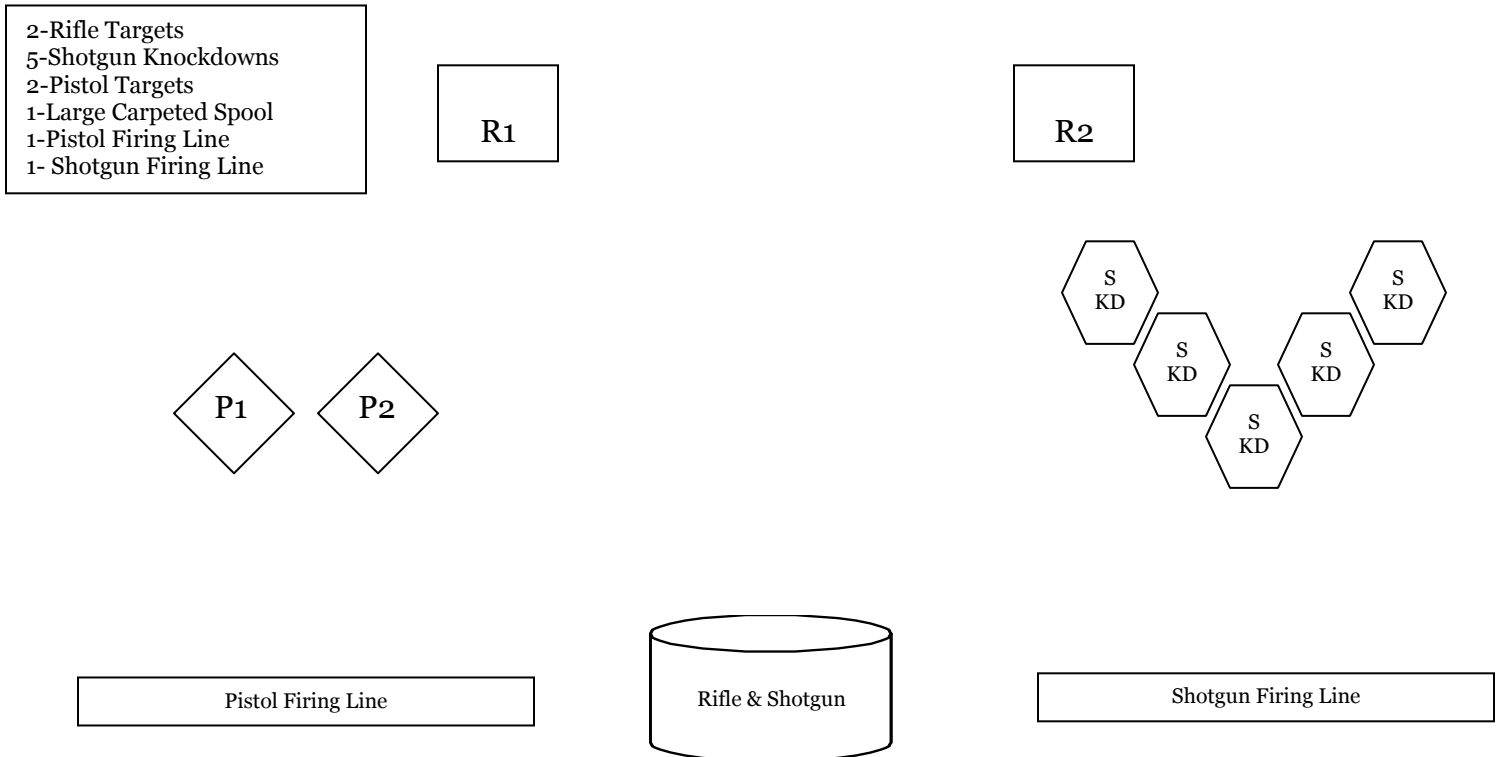
# Stage 5 Gambling Problems?

By Bdoc 9/12/09

Coming across a long awaited town, you find that the townspeople don't take kindly to new comers... Especially when you take all their money at the saloon playing poker.

- Pistols – 5 Rounds each and holstered
- Rifle – 10 Rounds and staged on spool
- Shotgun – Staged on spool with rounds on your person

Shooter will start behind the pistol firing line with arm outstretched and finger pointed. BTB shooter will say “Aces and eights aren't your friend, but they sure are mine!” to indicate ready. ATB shooter will draw pistols in two sweeps of the following order (P1, P1, P2, P1, P1). Reholster pistols. Move to staged rifle. Pick up rifle and from behind the spool engage rifle targets in the following order: R1, R2, R2, R1, R2, R2, R1, R2, R2, R1. Make rifle safe on spool. Pick up shotgun move to shotgun firing line and engage knockdowns in any order until down. No minimum number of shotgun shells needed – if you can knock 'em down with 2 – more power to ya!



# Stage 6 End of the Road

By Bdoc 9/12/09

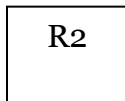
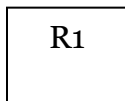
On the last leg of the journey and low on food and other supplies, everyone's getting on your last nerve...

Pistols – 5 Rounds each and holstered

Rifle – 10 Rounds and staged in stand by window

Shotgun – Staged on spool with 2+ rounds on your person

Shooter will start at the window with hands on their behind. BTB shooter will say "Maybe shootin' something will calm my nerves!!" to indicate ready. ATB shooter will draw pistols and engage pistol targets through the window in the following order: P1, P2, P2, P1, P1, P1, P2, P2, P2, P2. Reholster pistols. Pick up rifle and engage rifle targets through the window in the same order as the pistol targets: R1, R2, R2, R1, R1, R1, R2, R2, R2, R2. Place rifle back in stand. Move to the spool and engage shotgun targets in any order. .



- 2-Rifle Target
- 2- Pistol Target
- 4-Shotgun Targets w/single rebar stand
- 1-Carpeted Spool
- 1- Window Prop
- 1- Rifle Stand

